

# THE MONTHLY CABLE



## K2TOG By Ema

Hello Fellow Fiber Enthusiasts! As I was pondering what my topic was going to be this month, I wondered several things about all of you. How do you store your yarn? I store mine in clear plastic containers in a range of sizes. Do you store like colors together or do you go by the yarns weight? To be honest there is no rhyme or reason to how my yarn is organized. When using reds or blues do you test for color fastness? I do if I am going to combine two colors in my project. It's no fun finding out after the fact that the yarn bled. Ask me how I know.

Do you have a dedicated space for your yarns? I'm totally blessed and have a room above the garage. It not only houses my yarn but all my other hobbies too. Painting and quilting to name two.

How do you store your finished items? I learned a hard lesson regarding this question. I made the Abigail Cardigan in sock weight yarn and when I put it on I found a hole in it. That's pretty devastating.

So I went online and found out that not only moths will eat your garments but so will Silverfish. So I went online to purchase plastic garment bags to store all of my things in. There's cedar of course, but I prefer Lavendar sachets. I look forward to seeing all of you on Sunday

## October Program Notes

By Ann Wicker

A big round of applause to Chinda Wongngamnit for an informative (and challenging for some of us!) program last month on 2-color brioche knitting. For those who were unable to attend the September meeting, Chinda's handout is available on our website.

Our October program will be on methods of joining yarn presented by Laura Stone.

We'll explore several techniques for joining yarn and dealing with yarn ends. These techniques apply to both knitters and crocheters!

Please bring an assortment of yarn - a few yards of each will be sufficient. Something smooth, something with numerous plies (good old dishcloth cotton would work), something felt-able like a wool or alpaca (not super-wash), thin, bulky, nubby, tape, trellis/railroad - anything you can think of. A yarn/tapestry needle will be used for some techniques.

Optional homework: a small crochet or knit swatch (~20 stitches by a few rows, please bring your hook/needles too).

We can share yarn amongst us and if you have a favorite method for joining yarn, bring that technique to share, too.

## And Jan

It's officially fall and hopefully the weather in Southern California will start to cool down. It's definitely a challenge to work on large size knitting projects when it's 100 degrees outside (unless you have air conditioning). This fall we have a very important job to do - exercise our right to vote. Yes, while we do have the ESSS Elections coming up in December, the vote that will have an impact beyond our ESSS world is the Presidential Election, which can't come soon enough for me. Interestingly enough, I'm hearing that some people that do not like either of the two candidates are contemplating not voting at all. I really hope that this isn't the case because regardless of which candidate you dislike more, it's important to use your right to vote. If you have recently moved, you need to register again. The deadline is October 24th and you can register to vote online at <https://www.rockthevote.com/get-informed/elections/state/california.html>. Lots of great information and links on this website so check it out!

Our September meeting was short and sweet; I think it's great that we have had a little more time for catching up with one another on breaks and being able to add some extra Show & Share items. A special thank you to Chinda Wongngamnit for her program on Brioche Knitting. I have a few pictures from the meeting to post; she did an amazing job at making sure that everyone was following what she was doing and I think we have a few knitters that will be showing off their Brioche creations at an upcoming Show & Share.

Happy knitting everyone!

Next Meeting:

**SUNDAY**

**October 16, 2016**

**10.30 am - 1.30 pm**

**at the Joslyn Center**

## Inside This Issue

K2tog / October Program Notes	1
ESSS Elections / KAL/ CAL 2016 / Knit Dizzney / Pink Yarn Thank you	2
Stitch of the Month / notice board / charity report/	3
Cross Country Yarn shops / Dizzy Blonde Extended Part 1	4
September Minutes / upcoming events	5

If you would like to contribute to this newsletter please email [elsegundosliptstitchers@yahoo.com](mailto:elsegundosliptstitchers@yahoo.com)

Website: [www.sliptstitchers.org](http://www.sliptstitchers.org)

## ESSS Elections

By Cathy Keller and Monika Riggs

Hello Fellow Guild Members

It's almost time for annual elections. The term for the current excellent Board will expire at the end of the December. Our Co-Presidents and our VP will be stepping down. So please give some thought to how you can participate in and support Guild activities! We're going to be talking about this at the October meeting so we can have either a ballot or slate to vote on in December.

President,

Vice President,

Secretary (recording or corresponding)

and Treasurer are the Board offices.

Any of these offices can be shared and any help is welcome.

We'll see you at the October meeting!

Respectfully, Cathy Keller and Monika Riggs

(Nominating Committee)

## Oct—Dec CAL/KAL 2016

By Kim Burk (aka nuts4fiber on Ravelry)

### Holidays!: Toys, Ornaments and Gifts

Yes, I know this was last year's Winter theme, but I'm sure we all have gift making to do, and most of us won't be knitting or crocheting for ourselves for a while. Let's share ideas for the holidays, and make a dent in our gift lists!

This time of year, the holidays keep coming! We have Halloween, Day of the Dead, Thanksgiving, Hanukkah, Christmas and New Year's to get ready for. And most of us have a few birthdays to celebrate, too. I know your needles and hooks are already busy, let's see what you're working on! Please share your favorite patterns on our Ravelry group (I've already posted links to some of mine). And remember, progress photos are greatly appreciated!

## Pink Yarn Thank You

By Cathy McFarlane

Thank you so much for the tremendous response to my request for pink yarn. All the yarn is absolutely beautiful. I sorted it yesterday evening and it was so relaxing to just appreciate the textures, and varying shades of pink as I thought about you and your amazing generosity.

The needles are great – thank you for including those. I have filled a large plastic jar with little balls of pink yarn, adorned it with a ribbon and added those lovely, “pink ribbon, find a cure” needles - the perfect finishing touch.

A special thank you to Joan for Lorna Miser's Knit Pink book. It is even signed by the author. This book is an absolute treasure with the beautiful patterns, colorful pictures, valuable information and little quotes about life. It will be a source of inspiration for others. Much appreciated.

PS See right for the knitting prescription – unlimited refills!


## Knit Dizzney

By Knthy Bartholomew

I heard about Knit Dizzney on a facebook post and had to read what it was about. After reading the post, and learning it was right after my birthday, I had to make the trip to Anaheim. The event was held on Sunday, Sept 11, from 1-3pm, inside the Grand Californian Hotel, at the Hearthstone Lounge. There was opportunity ahead of the event to order custom dyed yarn, project bags and tee shirts. I ordered the yarn and project bag, as shown in the photo. I did not order the tee shirt, and I regretted it. When we (I had Lee drive me), Laura Wilson-Martos, owner of Dizzy Blonde Studios, greeted us and gave both of us a Knit Dizzney button pin and each sit n knit attendee a goodie bag that included stitch markers, lotion, Jamberry fingernail toppers, candy and more goodies. It was nice to see fellow ESSS members Carol Hayes, Jacki Breisacher and Charlene Kirkland. We had a "Lets Make a Deal" game where Laura would ask us if "you have a stitch marker in your project bag", plus other questions to earn raffles tickets. The more items you had, the more tickets you received with 3 raffle opportunities for all in attendance. I did not win one of the raffles but fellow member Jacki Breisacher did. Over 25 people were in attendance.

I thought it would be great for our guild to know a little more about Laura Wilson-Martos and Dizzy Blonde Studios. I sent her a few questions and some of her responses can be found on page 4



  
www.craftyarncouncil.com | www.learntoknit.com


---

PATIENT NAME: V.I.P. Celebrity  
PATIENT ADDRESS: Hollywood DATE: 8/23/2014

Rx

Knit one time per day to:


- ✓ Lower blood pressure
- ✓ Reduce stress
- ✓ Manage anxiety
- ✓ Delay memory loss
- ✓ Ease physical pain
- ✓ Improve mood
- ✓ And more!



NOTE: Side effects may include feelings of joy, relaxation, improved focus and accomplishment

---

NUMBER OF REFILLS: Endless  
MD: Knit Doctor  
SIGNATURE: Knit Doctor



## Stitch of the Month

By Linda Jensen

### The Bordered Stockinette

Yarn: Worsted Weight

Needles: Size 10

Directions:

Long tail cast on 12 stitches

Border: Knit 2 rows.

Row 1: Knit all stitches

Row 2: Knit 2 stitches, Purl 8 stitches, Knit 2 stitches.

Repeat Rows 1 & 2, three more times.

Border: Knit 3 rows

Cast off on wrong side. Weave in ends. Steam block into a 4 3/4" X 3" rectangle.


Attach swatch to card with double stick tape. Decorate as desired.



## Best of Show

By Linda Jensen

I have to brag just a little. Here is my Best Of Show win for this year's Los Angeles County Fair. I would encourage everyone to enter your best work in this fair, one of the biggest in the country.



**Foxyknits**

www.foxyknits.com



"All Things Koigu™"

Yarn

KPM, KPPPM, Mori, Lace Kersti

Patterns and Kits

Shawl Pins and Yarn Bowls

Don't forget your ESSS discount

## Noticeboard

From Karen McCleary

Sand and Sea Knitting Guild will be holding workshops with Lily Chin November 11 and 12. Members of the El Segundo Slipt Stitchers are invited to participate. Flyer is attached to the newsletter email.

They are a little undersubscribed at this point and the workshops are in danger of being cancelled due to low enrollment. Any sign-ups before our October 8 meeting will be especially appreciated.

Also, please notice that the workshops are on Friday and Saturday, Friday being the Veteran's Day Holiday!

If you have any questions, please email me

Angelia Robinson writes : I will be teaching a Crochet Borders for Knitters workshop at Wollhouse (formerly known as Abuelita's Knitting & Needlepoint) on Sunday October 23rd from 1:00 pm to 4:00 pm at 696 E. Colorado Blvd #2 Pasadena, CA 91010.

## Charity Report

By Catherine McFarlane

Our needles are clicking away and you will be pleased to know, since our last report, we have donated 96 items to 8 different charities. This includes the birth of another adorable bear, 1 shawl, 3 blankets, 20 baby and preemie blankets, 13 hats including some very elegant chemo caps, 16 scarves, and 12 dog blankets, 3 washcloths, 2 prs gloves, 25 skeins of yarn. We are at a YTD of 1108 items.

American Heart Association just officially announced the return of the Little Hats Big Hearts project. Volunteers from around the country will be joining the American Heart Association in connection with The Children's Heart Foundation to celebrate Heart month by knitting and crocheting red hats for babies born at participating hospitals.

For project details and patterns visit: <http://www.heart.org/HEARTORG/General/Little-Hats-Big-Hearts>

If you wish to participate you may either bring your red hats to our meetings and give them to me or mail them to Megan French.

The project ends December 31st 2016. Don't panic if this deadline does not work for you, I will just save the hats for the following year. We don't need the stress of deadlines! Thanks to our hard working members we have a head start on this project and have 10 hats already.

There are many ways of reporting your charity donations: The Charity Donations thread on the Sliptstitchers' Ravelry group; the donations sheet at the meeting; Email [catherinemcfarlane@sbcglobal.net](mailto:catherinemcfarlane@sbcglobal.net).



## Cross Country Yarn Shops

By Elaine Hente

My husband and I have been on a road trip across the United States. Of course, I google yarn shops in the towns we stay in for more than one day. It is always exciting to see the yarns available in each store. I have had the ~pleasure of visiting three yarn shops so far.



This cute little shop, Yearning 4 Yarn, is in Cape Girardeau, Missouri. They own a number of alpacas. I purchased a project bag and some super bulky yarn.

I love the name of this wonderful shop in Murfreesboro, Tennessee: The Knaughty Knitter!

Here I bought two skeins of Plymouth Encore yarn to

make hats with.



And, of course, the Lancaster Yarn Shop in Intercourse, Pennsylvania! I purchased a kit to make fingerless gloves.



I can't wait to visit more shops! It is so much fun visiting yarn shops across the country."

## Dizzy Blonde Extended (Part 1)

By Kathy Bartholomew

**When did Dizzy Blonde Studios begin?** - Dizzy Blonde Studios officially opened its online doors on 08/08/08. (I did that on purpose so I wouldn't forget.) However, I had been experimentally dyeing yarn for about 2 years before I decided that I loved doing it enough to turn it into a business.

**How did it come to be? Where did you're the name come from?** - I had experimented with dyeing yarn for about 2 years, mainly using Kool-Aid and Easter Egg dyes, and then posting my results on a knitting blog I co-authored with my friend Jennifer. I can't begin to recollect just how many emails and comments I received about those yarns, people wondering where they can find my yarn in stores, offers to purchase the yarn, etc. So I started toying with the idea of opening up an Etsy shop. During this time, I had adopted a sweet little pup and named her Trixie (here's the DBS blog post about her: <http://www.dizzyblondestudios.com/2006/12/storytime-with-la/>).

On the 3rd day we had her, I think she realized that she was in her forever home. She started playing, hopping doing ballerina twirls on her hind legs, and yes, chasing her tail...so vigorously, that she lost her equilibrium and banged into a wall. She was sure one Dizzy Blonde! And that's who the business is named after. Since then, we've added 3 more blondes: Mei Mei, who we adopted through a rescue, Scraggles, who is our very special platinum blonde (okay, she's white) snowflake angel, and Kira. Both Scraggles and Kira are foster fails...meaning that we were fostering them for a rescue, and adopted them ourselves.

**Do you dye your own yarn? Where do you get your yarn to dye it?** - Yes, I dye my own yarns. I get my base stock from several different mills: Henry's Attic, Ashland Bay and Wool 2 Dye 4. But now that I'm going to be starting a new yarn club, I'll probably source from even more mills.

**How many events does Dizzy Blonde do per year?** We do around 6 events each year: Stitches West, Vogue Knitting Live, Indy Dyer's Fair, CogKnitive Fiber Retreat and WeFF, are the fiber fests, and then Knit Dizzney, which is the fun fest! I also do several trunk shows per year. I have one coming up in San Marcos in December.

**What's the most challenging thing about owning your business? What's the most rewarding thing about your business?** - The most challenging thing is finding time to do all the things I feel that are vital to ensure excellent customer service and an outstanding product. You see, Dizzy Blonde Studios is my second job...my weekend job...the job that I LOVE doing. However, I also work a full-time corporate job as well. I would eventually like to retire from Corporate America and make Dizzy Blonde Studios my full-time focus, so am gradually building the business with that goal in mind. I call it my 5-year plan.

See the second part of this interview in the November Newsletter

## September Meeting Minutes

By Charlene Kirkland

**President (Jan S-R & Ema K):** Meeting brought to order at 10:30am. No new members.

**Recording Secretary (Charlene K & Linda J):** Linda absent. Charlene will change error in August minutes to show Peggy A's yarn as "Pirate Cove", not "Pirate Love". August minutes approved with correction.

**Corresponding Secretary (Sylvia G):** 1. Thank you note to Concepts in Yarn for their generous donation of yarn to The Guild. 2. Thank you note and gift card to Janice Young for her in-depth presentation "All About Lace". It was very interesting to clear up the mystery and learn about the details.

**Treasurer (Peggy A):** August balance: \$8,907.27 / Income: \$1,171.75 / Expenses: \$467.75 / Balance as of September 15, 2016: \$9,611.24

**Vice President (Ann W):** Today's program: 2-color Brioche knitting with Chinda. Next month's program: Ways of joining yarn with Laura Stone. Both knitting & crochet. Bring a selection of yarns to practice with and a tapestry needle. Optional; work a small swatch. 2-ball challenge – yarn is still available, \$10 per kit.

**Membership (Laura G):** 62 members attended. Thank you for renewals. Beginning today the sign-up sheet will be at Laura's table. If you know anyone who's moved, etc., please let Laura know.

**Members at Large (Lenora S. & Patti I):** Nothing to report

### COMMITTEE REPORTS:

**Charities (Renee H & Cathy M):** Renee reminded us to put any donations in the cart. Cathy reported 96 items donated in the last month for a year to date total of 1,108! The American Heart Association announced February as heart month, they need red baby hats by December 31st. Info on the web at [http://www.heart.org/HEARTORG/General/Little-Hats-Big-Hearts\\_UCM\\_487734\\_SubHomePage.jsp](http://www.heart.org/HEARTORG/General/Little-Hats-Big-Hearts_UCM_487734_SubHomePage.jsp) Cathy will collect for us. Cathy also reminded us we can report our donations on our Ravelry page, by e-mail or at the meeting. Many thanks for the generous donations of pink yarn (and needles)!

**Merchandise (Sarah S):** Everything is available for sale.

**Webmaster (Jackie B):** Would like articles for the website.

**Raffle (Brandi D):** Lots of great yarns, etc. – thank you all for your generosity!

**Newsletter (Sarah W):** Absent but moving back in November! Don't forget to send her articles for the newsletter.

**Photography (Jan S-R):** No report

**Coffee & Refreshments (Ema K):** Thanks to all who contributed. Need 3 to bring snacks next month – 3 people volunteered.

**Historian (Betty D):** Brought in an album to look at, more pictures are in her camera. Let us know there were pictures from last years 2-ball challenge.

**Hospitality (Toni S):** Only 2 without badges – almost everyone arrived on time!

**El Segundo Liaisons (Julia M & Laura S):** Laura was asked to hold onto paperwork for second half of 2017 Joslyn room rental until later. First half is approved.

**KAL/CAL (Kim B):** Scrappy yarn challenge was "due" today. Next KAL/CAL is "Holidays". Toys, gifts, ornaments, etc. Kim will put posts on Ravelry with lots of links. She will send the info to Jackie & Sarah too.

**Workshop (Nancy L.):** No events planned but several in communication stages.

**OLD BUSINESS:** Membership dues, already covered earlier.

**NEW BUSINESS:** Nominating Committee for 2017 elections. Need 3 members in good standing to present a list of consenting candidates to members at the November meeting. Elections will be in December during business meeting. Cathy & Monika volunteered. Asked for volunteers for positions and have a "real" election.

### ANNOUNCEMENTS / UPCOMING EVENTS:

Alamitos Bay Yarn Co: Indie Dyer Fair on 9/24 10am– 5pm.

Vista Fiber Arts Festival: Oct 1 & 2.

Newton's parking lot sale: Oct 15- 16.

ESSS Sit n' Knit: Sunday, Oct 9 from 12:30 - 3:30pm.

Monthly Guild Meeting – SUNDAY, OCTOBER 16TH FROM 10:30AM – 1:30PM Day change due to room booked for annual event.

Griffin Dyeworks Fall Frolic Oct 22 in Sherman Oaks. Yarn Bombing at the Craft & Folk Art Museum in LA, info on their website.

So Cal Handweavers Guild, Nov 6, info on their website.

Knitting Tree LA re-opening on Oct 1st, Ana P. brought flyers to pass out.

Anzula trunk show at Jennifer Knits Oct 18. All info will be put on the website.

Business meeting was adjourned at 11:10am.

### RAFFLE & REFRESHMENTS

#### SHOW & SHARE:

KAL/CAL items were shown. Charlene K: Tote bag knit with video tape.

Kim B: "Philosopher's Stone" knit shawl, pattern from Fiddleknits, made with Interlude & Twist Mermaid yarn.

Lenora S: knit shawl "Hug Me" pattern by Ana Petrova.

Peggy A: knit shawl "Pirates Cove" pattern on Ravelry.

Ann W: knit "Easy Folded Poncho" pattern from Churchmouse, yarn from Newton's, generic super wash merino.

June L: Knit "Gurnsey Sweater" knit with Sublime yarn.

Linelle K: Woven scarf in cashmere. Fred Y: knit "Noro Afghan" pattern from Noro 20th Anniversary book in Noro yarns.

Jacki B: Knit shawl "Afternoon Tea", Ravelry pattern in Cascade heritage silk.

Ana P: knit shawl "By Bear Hug".

Ruth S: Knit shawl.

Cathy M: knit & crochet baby balls, in acrylic yarns, own pattern.

Karen E: knit jacket.

Nancy L: knit sweater "Brea", Rowan pattern knit with cashmere.

Carol H: knit stole "Rozen Bridge", pattern from Martina B on Ravelry knit with Woolmeise lace yarn.

Peggy A: "Southern Diamonds Baby Blanket".

**TODAY'S PROGRAM:** Two-color Brioche knitting with Chinda.

Meeting ended at 12:10 – Program began at 12:20

Respectfully Submitted,  
Charlene Kirkland (& Linda Jensen)

## Upcoming Events

Event	Date	Location
October Sit and Knit	October 9th, 2016 12.30 – 3.30pm	Joslyn Center
Anzula trunk show	Oct 18.	Jennifer Knits
Griffin Dyeworks Fall Frolic	Oct 22	Sherman Oaks
SCHG Fiber Festival	Nov 6th	Torrance